

Workshop evaluations (Evalvacija delavnice ECCE)

Author: Dr. Tomaž Deželan, Associate Professor

TABLE OF CONTENTS

1	<i>Introduction</i>	4
2	<i>Evaluation of the workshop (quantitative analysis)</i>	5
2.1	Quality of the content	5
2.2	Quality of lecturer	6
2.3	Appropriateness of the workshop	6
2.4	Scope of the workshop	7
2.5	Content was properly organized.....	8
2.6	Content was properly presented	8
2.7	The lecturer was responsive to questions and comments	9
2.8	Technical tools were used effectively	9
2.9	Gaining new knowledge	10
2.10	Ability to use new knowledge in the learning process.....	10
3	<i>Qualitative analysis</i>	12
3.1	Main weaknesses of the workshop	12
3.2	Main benefits of the workshop	12
3.3	Possible improvements of the workshop	12
3.4	Additional remarks from participants.....	12
4	<i>Conclusion</i>	13

LIST OF TABLES

<i>Table 1: Quality of the content.....</i>	<i>5</i>
<i>Table 2: Quality of the content (pie chart).....</i>	<i>5</i>
<i>Table 3: Quality of the lecturer</i>	<i>6</i>
<i>Table 4: Appropriateness of the workshop</i>	<i>6</i>
<i>Table 5: Appropriateness of the workshop (pie chart)</i>	<i>7</i>
<i>Table 6: Scope of the workshop</i>	<i>7</i>
<i>Table 7: Organization of the workshop's content</i>	<i>8</i>
<i>Table 8: Presentation of the workshop's content.....</i>	<i>8</i>
<i>Table 9: Responsiveness of the lecturer to questions and comments</i>	<i>9</i>
<i>Table 10: The effectiveness of using technical tools.....</i>	<i>9</i>
<i>Table 11: Gain of new knowledge and deepening knowledge.....</i>	<i>10</i>
<i>Table 12: Gain of new knowledge and deepening knowledge (pie chart).....</i>	<i>10</i>
<i>Table 13: Ability to use new knowledge in the learning process.....</i>	<i>11</i>
<i>Table 14: Ability to use new knowledge in the learning process (pie chart).....</i>	<i>11</i>

1 INTRODUCTION

On Monday, 28 August 2019, the final conference within the Education for Contemporary Citizenship of Europe (ECCE) project entitled *Trends in ICT Teaching of Citizenship Education* took place at the Faculty of Social Sciences, Ljubljana. The conference was organized as a workshop aimed at teachers and educators of non-formal citizenship education programs. It addressed the possibilities of teaching citizenship education contents through information and communication technology, and in particular the challenges related to citizenship education, social inclusion and school culture. The event was conducted by dr. Marko Radovan, Associate Professor, from the Department of Pedagogy and Andragogy at the Faculty of Arts, University of Ljubljana, and dr. Tomaž Deželan, Associate Professor, from the Faculty of Social Sciences, University of Ljubljana.

The following document presents the analysis of participants' evaluation of the workshop. 16 participants responded to the evaluation questionnaire, in which they were invited to answer to 10 quantitative and 4 qualitative questions. Quantitative questions offered five answers, where 1 represented the lowest score and 5 the highest score.

We observe general satisfaction with the workshop, since the scores 4 and 5 were prevailing among participants. The lowest score (1) was never chosen by any of the participants. The qualitative questions reveal that participants would wish to have more time to test the presented practical tools.

2 EVALUATION OF THE WORKSHOP (QUANTITATIVE ANALYSIS)

2.1 Quality of the content

Participants evaluated the quality of the workshop's content. 68,75 % of participants think that the content was of a good or a very good quality. None of the participants evaluated the workshop with the lowest two scores.

Table 1: Quality of the content

[Kako kakovostna je bila po vašem mnenju pokrita vsebina delavnice?] Ocenite obiskano delavnico po naslednjih elementih:

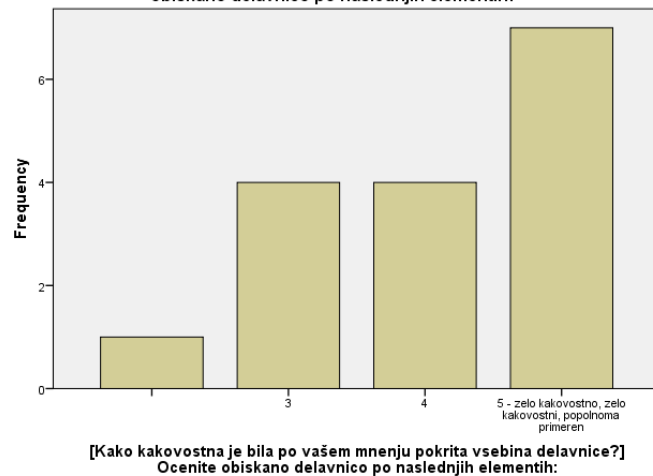
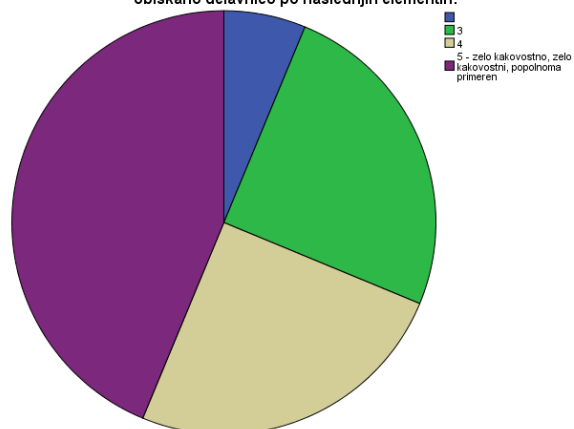


Table 2: Quality of the content (pie chart)

[Kako kakovostna je bila po vašem mnenju pokrita vsebina delavnice?] Ocenite obiskano delavnico po naslednjih elementih:



2.2 Quality of lecturer

Participants evaluated the quality of the lecturer. 87,50 % of participants think that the lecturer delivered a high or very high quality lecture. None of the participants evaluated the lecturer with the lowest two scores.

Table 3: Quality of the lecturer



2.3 Appropriateness of the workshop

Participants evaluated the appropriateness of the workshop's content. 62,50 % of participants think that the workshop's content was appropriate or very appropriate. None of the participants evaluated the appropriateness of the workshop with the lowest two scores.

Table 4: Appropriateness of the workshop

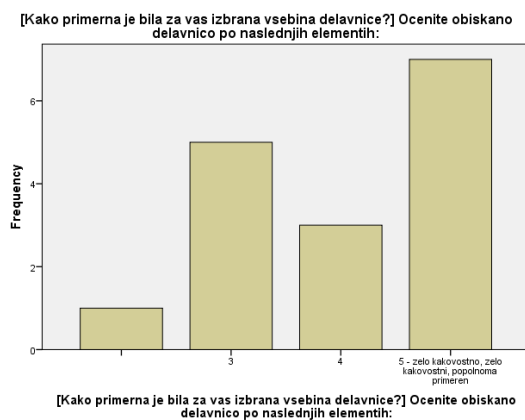
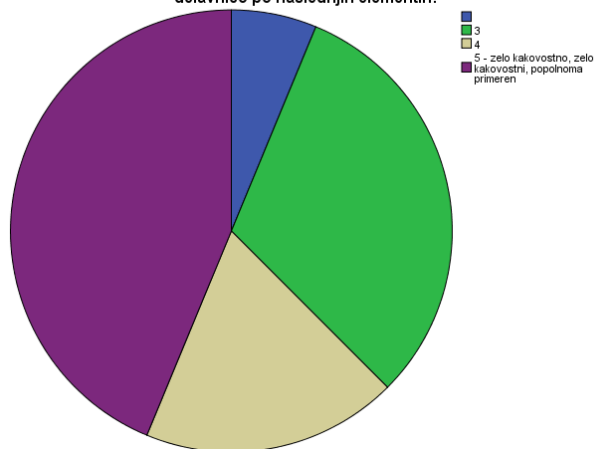


Table 5: Appropriateness of the workshop (pie chart)

[Kako primerna je bila za vas izbrana vsebina delavnice?] Ocenite obiskano delavnico po naslednjih elementih:

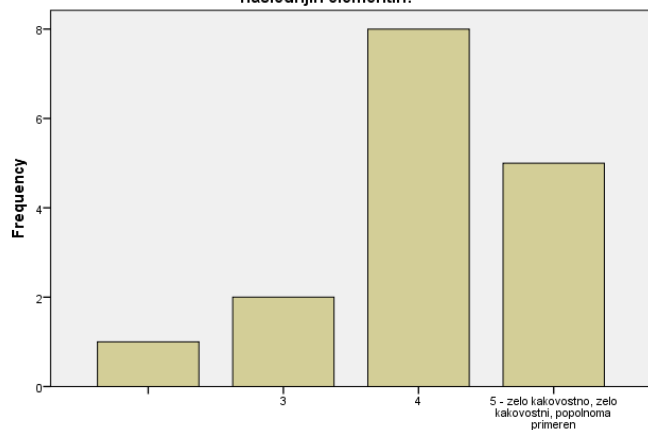


2.4 Scope of the workshop

Participants evaluated the scope of the workshop. 81,25 % of participants think that the scope of the workshop was appropriate or very appropriate. None of the participants evaluated the scope of the workshop with the lowest two scores.

Table 6: Scope of the workshop

[Kako primeren se vam je zdel obseg delavnice?] Ocenite obiskano delavnico po naslednjih elementih:

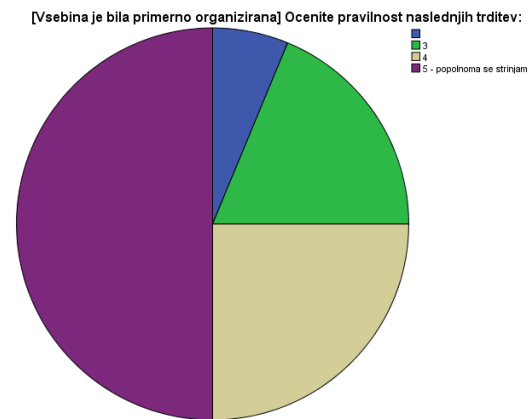


[Kako primeren se vam je zdel obseg delavnice?] Ocenite obiskano delavnico po naslednjih elementih:

2.5 Content was properly organized

Participants evaluated the organization of the workshop's content. 80,00 % of participants think that the content of the workshop was properly or very properly organized. None of the participants evaluated the organization of the workshop's content with the lowest two scores.

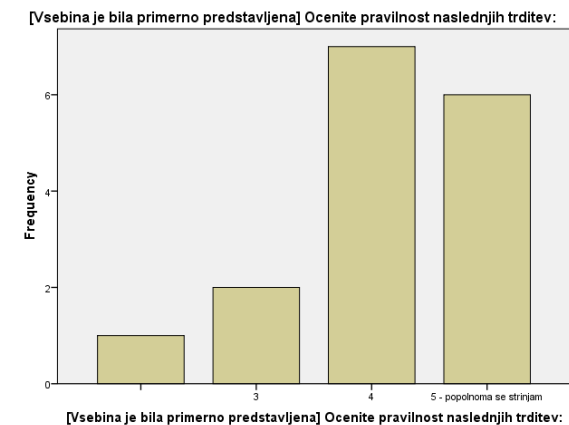
Table 7: Organization of the workshop's content



2.6 Content was properly presented

Participants evaluated the presentation of the workshop's content. 86,67 % of participants think that the content of the workshop was properly or very properly presented. None of the participants evaluated the presentation of the workshop's content with the lowest two scores.

Table 8: Presentation of the workshop's content



2.7 The lecturer was responsive to questions and comments

Participants evaluated the responsiveness of the lecturer to questions and comments. 93,33 % of participants think that the lecturer was responsive or very responsive to questions and comments. None of the participants evaluated the responsiveness of the lecturer with the lowest two scores.

Table 9: Responsiveness of the lecturer to questions and comments



2.8 Technical tools were used effectively

Participants evaluated the effectiveness of using technical tools at the workshop. 80,00 % of participants think that technical tools were used effectively. None of the participants evaluated the use of technical tools with the lowest two scores.

Table 10: The effectiveness of using technical tools



2.9 Gaining new knowledge

Participants evaluated whether the gained new knowledge or deepened their knowledge at the workshop. 60,00 % of participants think that they gained new knowledge or deepened their knowledge at the workshop. None of the participants evaluated the gain of new knowledge or deepening of knowledge with the lowest score.

Table 11: Gain of new knowledge and deepening knowledge

[Pridobil(a) sem precej novih znanj oziroma precej poglobil(a) obstoječa znanja]
Ocenite pravilnost naslednjih trditev:

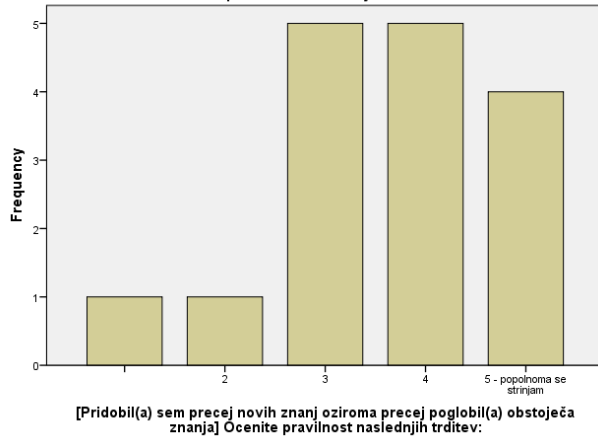
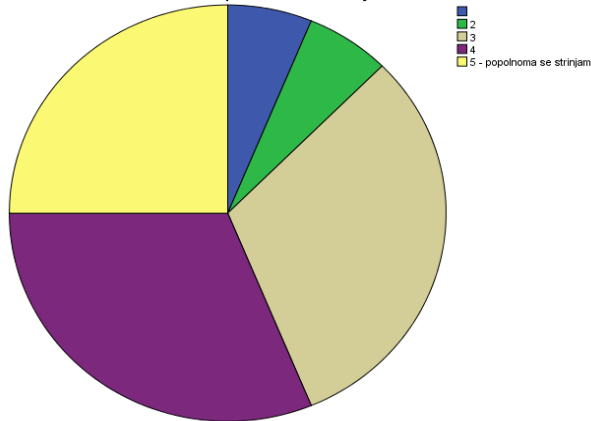


Table 12: Gain of new knowledge and deepening knowledge (pie chart)

[Pridobil(a) sem precej novih znanj oziroma precej poglobil(a) obstoječa znanja]
Ocenite pravilnost naslednjih trditev:



2.10 Ability to use new knowledge in the learning process

Participants evaluated whether they will be able to use new knowledge in the learning process. 60,00 % of participants think that they will be able to use new knowledge in the learning process. None of the participants evaluated the ability to use new knowledge in the learning process with the lowest score.

Table 13: Ability to use new knowledge in the learning process

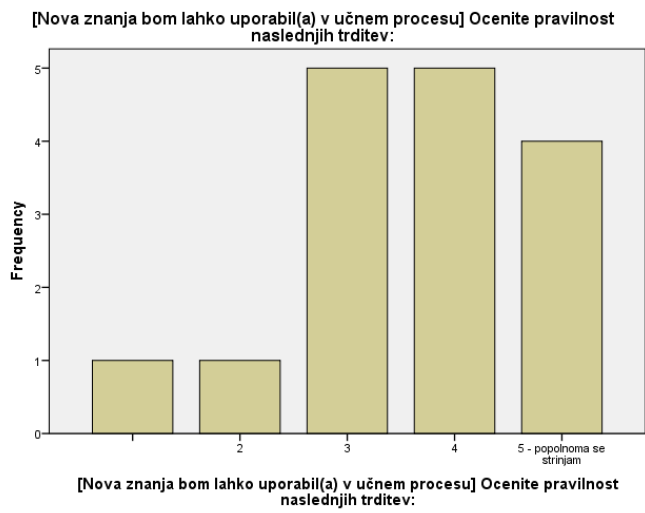
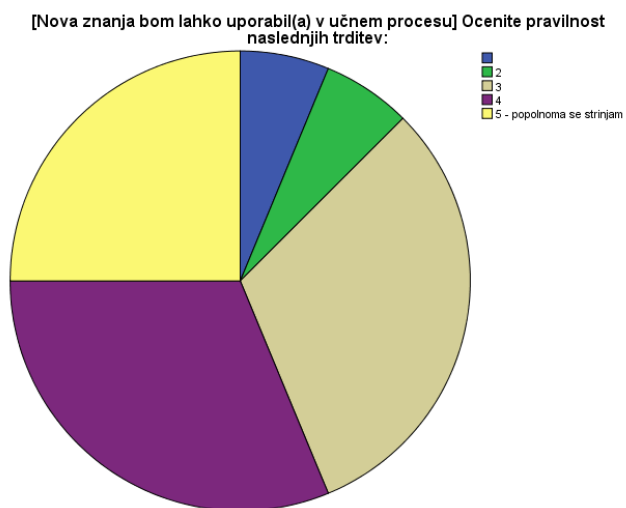


Table 14: Ability to use new knowledge in the learning process (pie chart)



3 QUALITATIVE ANALYSIS

3.1 Main weaknesses of the workshop

The question about the main weaknesses of the workshop was answered by 80,00 % of participants. One of the participants emphasized that “it would be useful to receive some of materials prior to the workshop, since this would enable more discussion.” Another participant stressed that there was “too little time to practically test presented ICT tools”.

3.2 Main benefits of the workshop

The question about the main benefits of the workshop was answered by 80 % of participants. Discussion, active involvement of participants, gained new knowledge and great lecturers were mentioned among participants regarding main benefits of the workshop.

3.3 Possible improvements of the workshop

The question about the possible improvements of the workshop was answered by 80 % of participants. Four participants suggested possible improvements of the workshop regarding more testing of the presented tools.

3.4 Additional remarks from participants

The question about the additional remarks was answered by 66,67 % of participants. Four of the participants expressed satisfaction with the workshop. One of the participants suggested organizing similar events for all teachers, because “all teachers should promote citizenship”.

4 CONCLUSION

The analysis showed general satisfaction with the workshop. The highest two scores were prevailing choice of participants in all quantitative questions. Participants were most satisfied with the responsiveness of the lecturer to questions and comments. 93,33 % of participants think that the lecturer was responsive or very responsive to questions and comments. Additionally, 87,50 % of participants think that the lecturer delivered a high or very high quality lecture. They were also very satisfied with the presentation of the workshop's content. 86,67 % of participants think that the content of the workshop was properly or very properly presented. In the qualitative part of the questionnaire, the active involvement of participants, discussions, great lecturers and gained new knowledge were mentioned as main benefits of the workshop.

According to collected answers of the participants, more time for practical testing of presented tools would be possible improvement of the workshop. One of the participants suggested organizing similar events for all teachers, because "all teachers should promote citizenship".